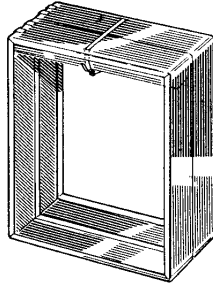


# FIRE DAMPERS


## PREFCO Model 5500 E-6 LPB

- Low-Pressure Drop “B” style Performance and “A” Style Mounting Simplicity
- Requires field fabricated sleeve
- Damper mounts within duct dimension



## PREFCO Model 5500 E-8 M

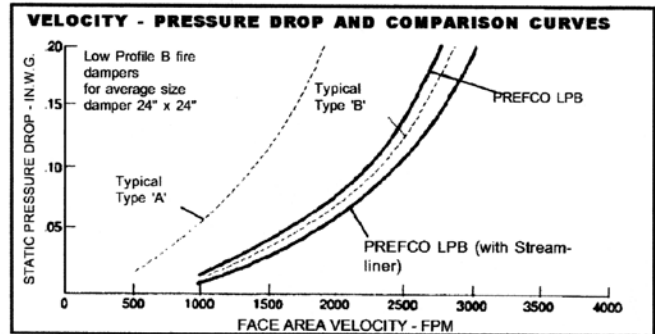
- **Integral Sleeve Style** for up to 8" thick wall
- Low Pressure Drop “C” style performance
- Integral Sleeved Damper may be mounted with single angle ring
- Damper Size = DuctSize(WxH)+2



Duct Size	E-6 LPB	E-8 M
W x H	Price Each	Price Each
*6 x 6	\$*16	\$21
*8 x 6	*17	21
8 x 8	17	25
*10 x 6	*17	22
10 x 8	17	25
10 x 10	19	25
*12 x 6	*17	22
12 x 8	16	26
12 x 10	19	26
12 x 12	19	25
*14 x 6	*17	25
14 x 8	19	26
14 x 10	21	29
14 x 12	21	29
14 x 14	23	31
16 x 8	19	26
16 x 10	21	29
16 x 12	21	29
16 x 14	21	30
16 x 16	23	31

Duct Size	E-6 LPB	E-8 M
W x H	Price Each	Price Each
18 x 8	\$21	\$29
18 x 10	24	31
18 x 12	24	31
18 x 14	26	34
18 x 16	29	34
18 x 18	29	37
20 x 8	21	29
20 x 10	24	31
20 x 12	24	31
20 x 14	26	34
20 x 16	26	34
20 x 18	27	37
20 x 20	27	37
24 x 12	25	33
24 x 14	27	37
24 x 16	27	37
24 x 18	31	41
24 x 24	34	46
30 x 16	41	48
30 x 20	41	52

\*Dampers 6" and less are Model 5650 single blade



## THE PREFCO ADVANTAGE

- Models above approved for horizontal and vertical mounting
- All models are UL listed for single flange angle ring mounting – saves material and labor
- Model 5500 E-6 LPB's provide “B Style Damper” low pressure drop without oversizing sleeves or wall opening
- All approved for static and dynamic systems



Don't see your size listed above? 1, 3, & 5-day quick ship available. Call for details.

## SINGLE FLANGE MOUNTING OPTION

